

Tool Steel Dead Centres with CARBIDOR®-M Coating




Form 250CA – 255CA – 257CA – 258CA

Special designs available on request.



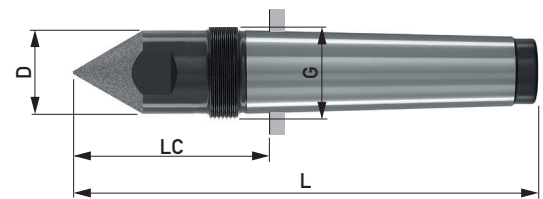
Form	MT	ID.No.	D	LC	L
250CA	2	2502CA	18.0	36.0	100
	3	2503CA	24.1	44.0	125
	4	2504CA	31.6	57.5	160

Form 250CA
full centre 60°, without draw-off thread



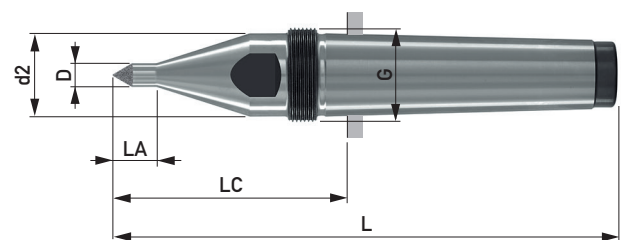
Form	MT	ID.No.	D	G	SW	LC	L	Draw-off nut
255CA	2	2552CA	18.0	M22x1.5	16	48	112	M252
	3	2553CA	24.1	M27x1.5	22	57	138	M253
	4	2554CA	31.6	M36x1.5	27	72.5	175	M254

Form 255CA
full centre 60°, with draw-off thread




Form	MT	ID.No.	D	d2	G	SW	LA	LC	L	Draw-off nut
257CA	2	2572.06-120CA	6	18	M22x1.5	16	15	56	120	M252
	2	2572.09-120CA	9	18	M22x1.5	16	17	56	120	M252
	2	2572.11-120CA	11	18	M22x1.5	16	21	56	120	M252
	3	2573.09-150CA	9	24.1	M27x1.5	19	17	69	150	M253
	3	2573.13-150CA	13	24.1	M27x1.5	19	25	69	150	M253
	4	2574.09-190CA	9	31.6	M36x1.5	27	17	87.5	190	M254
	4	2574.13-190CA	13	31.6	M36x1.5	27	27	87.5	190	M254
	4	2574.19-190CA	19	31.6	M36x1.5	27	53	87.5	190	M254

Form 257CA
slim centre 60°/30°, with draw-off thread

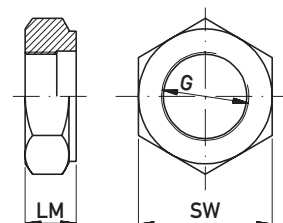


Form	MT	ID.No.	D	G	SW	LC	L	Draw-off nut
258CA	2	2582.40CA	40	M22x1.5	36	64	128	M252
	3	2583.40CA	40	M27x1.5	36	65	146	M253

Form 258CA
bullnose dead centre 60°, with draw-off thread



Draw-off nut to DIN 807			
Id.No.	G	LM	SW
M252	M22x1.5	15.5	32
M253	M27x1.5	17.5	41
M254	M36x1.5	21	55



Please pay attention to our safety tips for process reliability of driving coatings: www.karlbruckner.de/prse